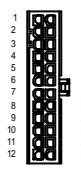



1. EPS12V(Intel) Main Power Connector (24Pin)


Pin	Color	Signal	Pin	Color	Signal	P1	Wire Length
1	Orange	+3.3Vdc	13	Orange	+3.3Vdc	 P1=420 ±10 JP2416-24 or EQU.	
	Brown	+3.3Vs.					
2	Orange	+3.3Vdc	14	Blue	-12Vdc		
3	Black	COM	15	Black	COM		
4	Red	+5Vdc	16	Green	PS_ON#		
5	Black	COM	17	Black	COM		
6	Red	+5Vdc	18	Black	COM		
7	Black	COM	19	Black	COM		
8	Gray	PWR_OK	20	N.C.			
9	Purple	+5Vsb	21	Red	+5Vdc		
10	Yellow	+12V2dc	22	Red	+5Vdc		
11	Yellow	+12V2dc	23	Red	+5Vdc		
12	Orange	+3.3Vdc	24	Black	COM		

REVISIONS	DESCRIPTION	APPROVED	DATE


4. Floppy Drive Power Connector(s) (4Pin)

Pin	Color	Signal	P5	Wire Length
1	Red	+5Vdc	 P5=150 ±10 JP11635-4 or EQU.	
2	Black	COM		
3	Black	COM		
4	Yellow	+12V2dc		

2. Processor(Intel) Power Connector (8Pin)

Pin	Color	Signal	P2	Wire Length
1	Black	COM	 P2=420 ±10 JP2416 - 8 or EQU.	
2	Black	COM		
3	Black	COM		
4	Black	COM		
5	Yellow/Black	+12V1 dc		
6	Yellow/Black	+12V1 dc		
7	Yellow/Black	+12V1 dc		
8	Yellow/Black	+12V1 dc		

3. Peripheral Power Connector(s) (4Pin)

Pin	Color	Signal	P3,P4	Wire Length
1	Yellow	+12V2dc	 P3=420 ±10 P4=150 ±10 JP1120 - 4 or EQU.	
2	Black	COM		
3	Black	COM		
4	Red	+5Vdc		

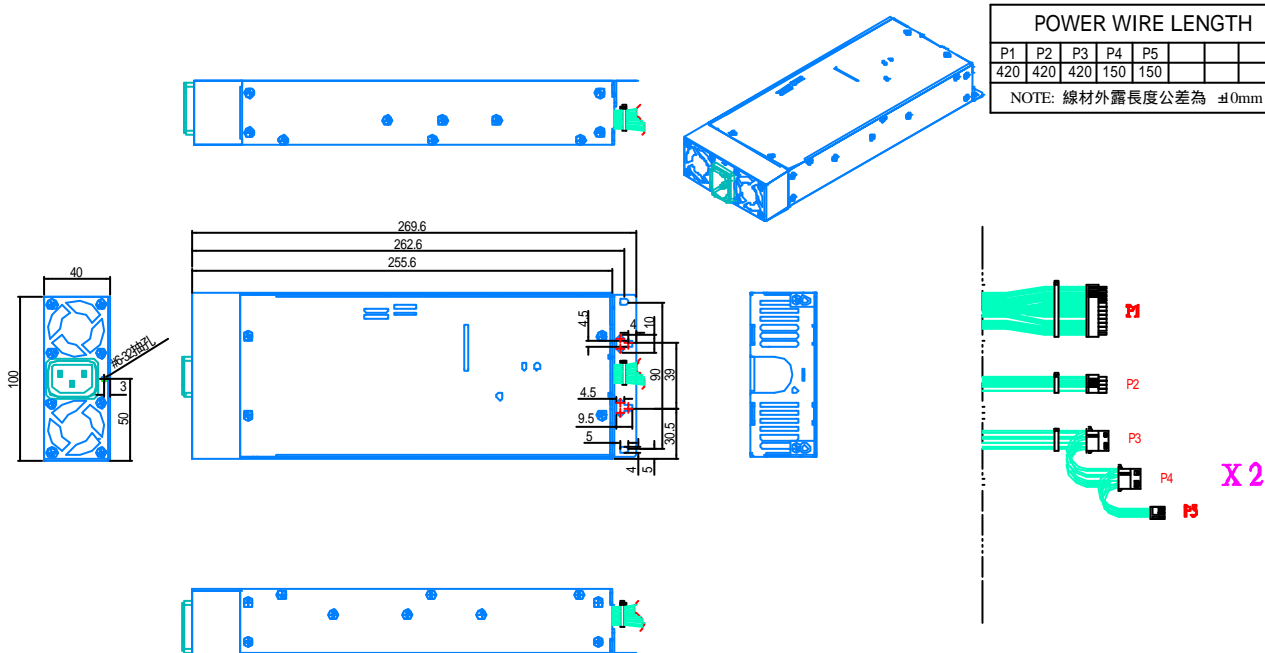
MODEL NAME	ST-460UAG Connector	Seventeam		
PART NO.	460UAG-KL140300	七壹電子工業股份有限公司		
MATERIAL	Standard	DATE	2006/06/30	
APPROVED	鄭佳慶	06/04/11	PROJECTION	☉ ⊞
CHECKED	廖志偉	06/04/11	KEY NO.	1.0
DRAWN	薛龍	06/04/11	TOLERANCE	/
			SCALE	1:1
			UNIT	mm

REVISIONS	DESCRIPTION	APPROVED	DATE
1	後面板修改		

POWER WIRE LENGTH

P1	P2	P3	P4	P5
420	420	420	150	150

NOTE: 線材外露長度公差為 ±0mm .



MODEL NAME	ST-460UAG 示意圖	Seventeam		
PART NO.	460UAG-KL140300	七壹電子工業股份有限公司		
MATERIAL	Standard	DATE	2006/06/30	
APPROVED	鄭佳慶	06/04/11	PROJECTION	☉ ⊞
CHECKED	廖志偉	06/04/11	KEY NO.	1.0
DRAWN	薛龍	06/06/30	TOLERANCE	/
			SCALE	1:1
			UNIT	mm